


A WORLD LEADER  
IN HOSPITALITY MANAGEMENT EDUCATION

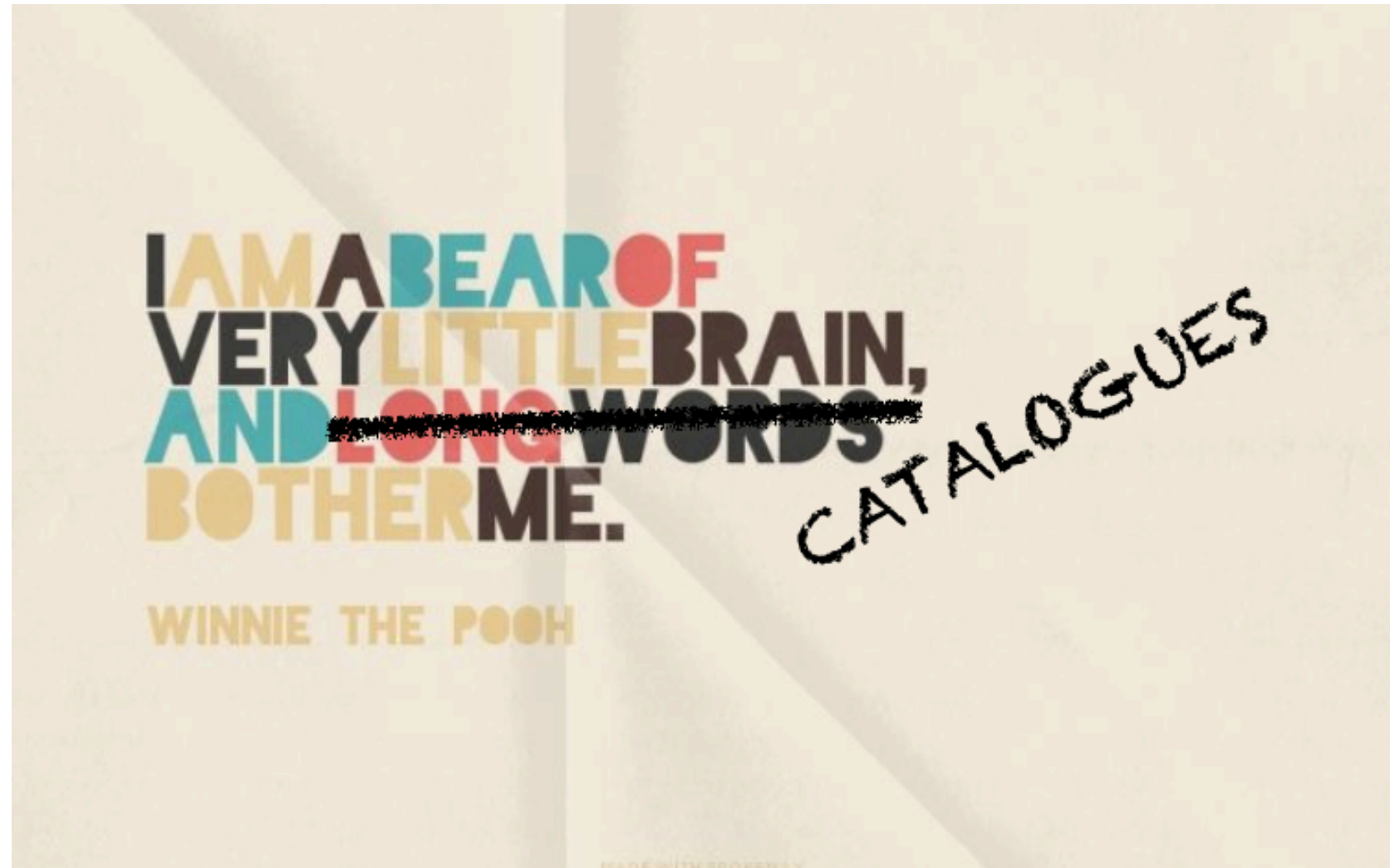


## KOHA/EDS APPLICATION AT CÉSAR RITZ COLLEGES



SWISS EDUCATION GROUP  
Switzerland | [info@swisseducation.com](mailto:info@swisseducation.com) | [www.swisseducation.com](http://www.swisseducation.com)






- Part of the Swiss Education Group
- Qualifications in Hospitality Management and Culinary Arts
- Students from over 150 countries
- Majority have never studied previously in English as first language
- Three campuses in different locations across Switzerland
- Student population relatively small, around 500-600

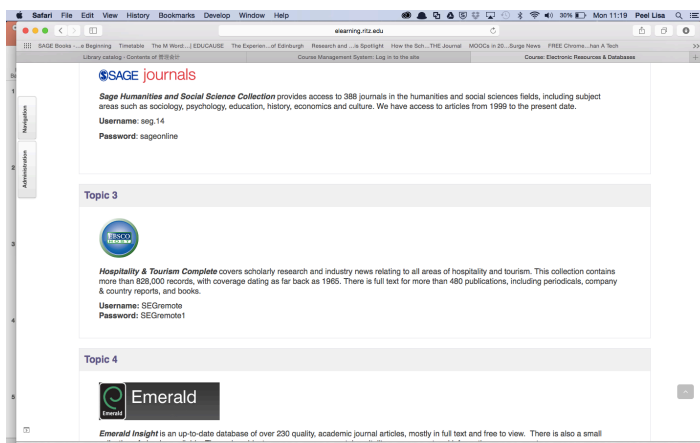


## WHY EBSCO DISCOVERY SERVICE

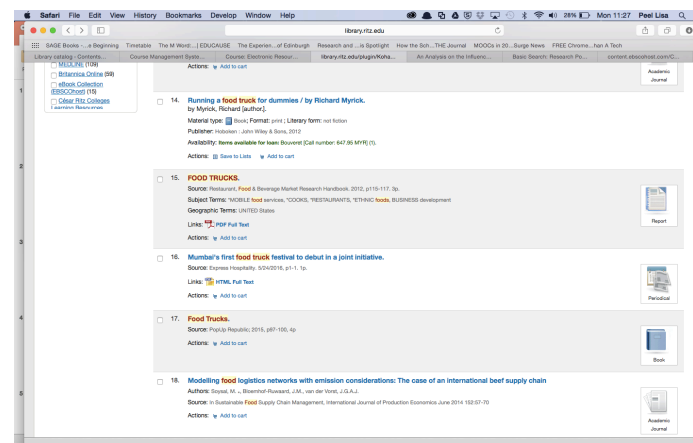


- Relationship with EBSCO since 2006
- Increase value of existing subscriptions through easier access
- Direct access to e-resources via iPad 1:1 initiative
- Ensure students are exposed to all resources available

Previously students had to find and search individual databases



Students now access majority of resources through one portal



## INITIAL PROJECT



- Develop EDS platform separate from KOHA
- Support from EBSCO
- 'Wizard' templates to add subscriptions
- .csv files required for 'off-standard' subscriptions
- KOHA parameters and catalog exports

**EDS Custom Catalog Questionnaire**

Welcome Account Information **EDS Custom Catalog** Additional Contacts Comments Submission

☐ Save my progress and resume later | [Resume a previously saved form](#)

### Upload a Location Lookup Table

A location lookup table is used to create catalog location limiters specific to your institution based on the location information coded in your MARC data. The location lookup table also translates location codes in your data to create facets in the Results List in EDS. A location lookup table is optional but strongly recommended. It can be added to your profile in the future upon request.

To create a lookup table, which will be used to define the library location facet in the results list, please review the information and instructions available on our Support Site:  
[http://support.ebscohost.com/knowledge\\_base/detail.php?id=5018](http://support.ebscohost.com/knowledge_base/detail.php?id=5018)

The location lookup table you create should look like this:

	A	B	C	D
1	Location_Code	Copy_Display	Facet_Display	Limiter_Display
2	COXE	Copy Display Name	Facet Display Name	Limiter Display Name
3	MAIN	Main Library	Main Library	Main Library
4				

**21. Upload location lookup table file here:**  
Choose File | no file selected

[Save my progress and resume later](#) | [Resume a previously saved form](#)

Need Assistance with this form?

**English Resources: Subscription-Based**

Subscription-Based Databases are databases where a subscription is needed to access the full-text of the record. There are selected resources that will allow you to keep the metadata on your profile, even if you are not a subscriber. Others are restricted and only provide metadata to subscribers of both EDS and the selected resource, known as our mutual customers. The form will tell you which resources are for mutual customers only.

Please indicate which of the following English, Subscription-Based Resources you subscribe to. A CustomLink will be created for your convenience: \*

<input type="checkbox"/> ABC-CLIO Social Studies Databases	<input type="checkbox"/> Accessible Archives
<input type="checkbox"/> ACLS Humanities E-Book	<input type="checkbox"/> Adam Matthew Digital
<input type="checkbox"/> Alexander Street Press	<input type="checkbox"/> Ambrose Digital
<input type="checkbox"/> American Psychological Association (APA)	<input type="checkbox"/> ArchveMind (Mutual Customers Only)
<input type="checkbox"/> ARTstor Digital Library (Mutual Customers Only)	<input type="checkbox"/> ASM Alloy Center Database
<input type="checkbox"/> ASM Failure Analysis Database	<input type="checkbox"/> ASM Handbooks Online
<input type="checkbox"/> ASM Medical Materials Database	<input type="checkbox"/> ASM Micrograph Database
<input type="checkbox"/> ASTM Compass	<input type="checkbox"/> Bibliolab
<input type="checkbox"/> BioOne Online Journals	<input type="checkbox"/> BMJ Best Practice
<input type="checkbox"/> Boardroom Insiders (Mutual Customers Only)	<input type="checkbox"/> Books24x7
<input type="checkbox"/> Bridgman Education	<input type="checkbox"/> Brill Primary Sources
<input type="checkbox"/> Britannica Online	<input type="checkbox"/> British Library Document Supply Centre Inside Serials & Conference Proceedings
<input type="checkbox"/> British Standards Online	<input type="checkbox"/> Children's Literature Comprehensive Database
<input type="checkbox"/> Choice Reviews Online	<input type="checkbox"/> Cochrane Database of Systematic Reviews
<input type="checkbox"/> Corrosion Analysis Network	<input type="checkbox"/> CQ Press
<input type="checkbox"/> Credo Reference Center	<input type="checkbox"/> CRUSH Reports
<input type="checkbox"/> Data Planet Statistical Ready Reference	<input type="checkbox"/> Dissertations Technology Guide
<input type="checkbox"/> Drama Online	<input type="checkbox"/> Early Canadiana Online
<input type="checkbox"/> eIRAF Archaeology	<input type="checkbox"/> eIRAF World Cultures
<input type="checkbox"/> EBC	<input type="checkbox"/> First Research
<input type="checkbox"/> Freedomia Focus Reports	<input type="checkbox"/> Gale
<input type="checkbox"/> Giganom Research	<input type="checkbox"/> HeinOnline
<input type="checkbox"/> Henry Stewart Talks	<input type="checkbox"/> Hoover's Company Profiles
<input type="checkbox"/> IBISWorld	<input type="checkbox"/> ICPSR Data Archive
<input type="checkbox"/> IHS Global	<input type="checkbox"/> IndianJournals.com
<input type="checkbox"/> Infotrieve Publishing (Facts on File)	<input type="checkbox"/> INTELCOM Video Library
<input type="checkbox"/> Jove Science Education Database	<input type="checkbox"/> JSTOR
<input type="checkbox"/> Knovel	<input type="checkbox"/> LearningExpress Library
<input type="checkbox"/> LexisNexis Academic Law Review	<input type="checkbox"/> LexisNexis U.S. Serial Set Digital Collection
<input type="checkbox"/> Marquis Biographies Online	<input type="checkbox"/> MathSciNet (Mutual Customer Only)
<input type="checkbox"/> McGraw-Hill	<input type="checkbox"/> MEDLINE
<input type="checkbox"/> Mergent	<input type="checkbox"/> Mineral Oxygen Reports
<input type="checkbox"/> MLA International Bibliography (Mutual Customers Only)	<input type="checkbox"/> NAMCS
<input type="checkbox"/> Navos	<input type="checkbox"/> NBC Learn Higher Ed



- Safari File Edit View History Bookmarks Develop Window Help

ibadmin.rniz.edu

SAGE Books ...e Binding Timetable The M Word... EDUCALUE The Experien...of Edinburgh Research and ...is Spotlight How the Sch...The Journal MOOCs in 20...Surge News FREE Chrome...han A Tech

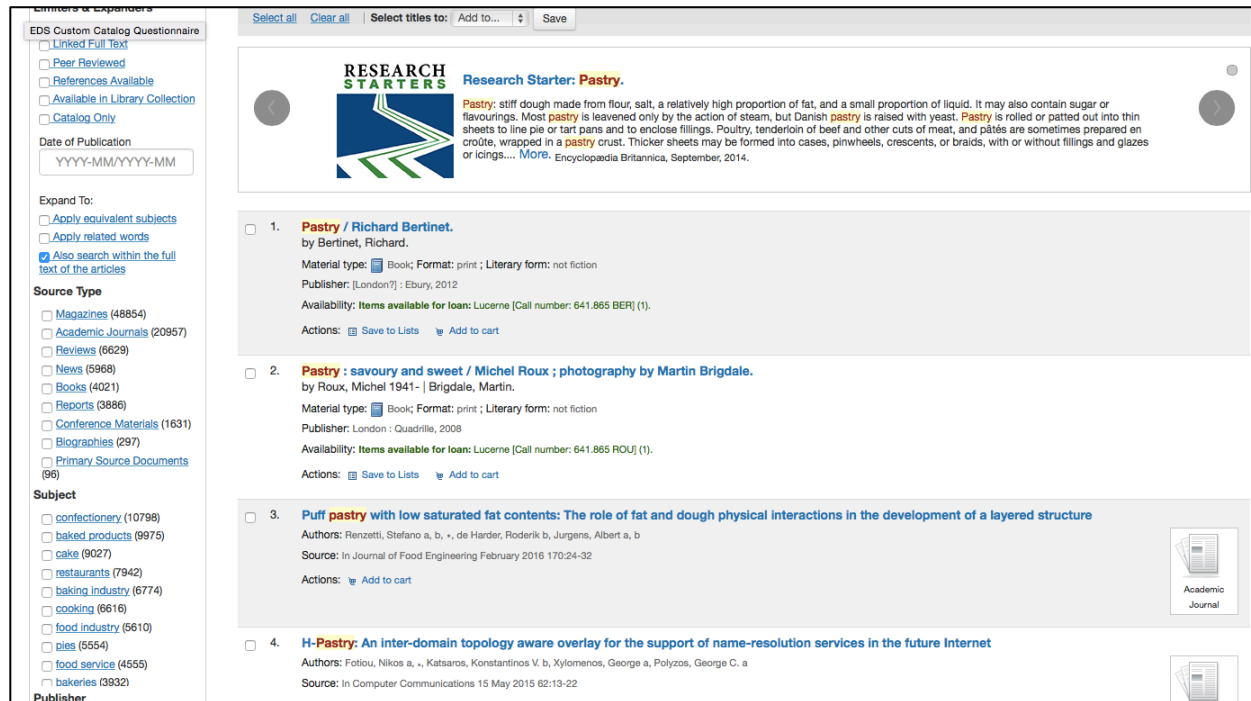
EDS Custom Catalog Questionnaire EDS Support: EDSICO Discovery Service... EDS Partner Database Questionnaire GitHub - edsico/edsapi-koha-plugin: eds... Koha: EDS API Integration: Configuration

Home > Plugins > EDS API Integration > Configuration

 **Koha: EDS API Integration: Configuration**  Visit EBSCO Admin configure the EDS API pro

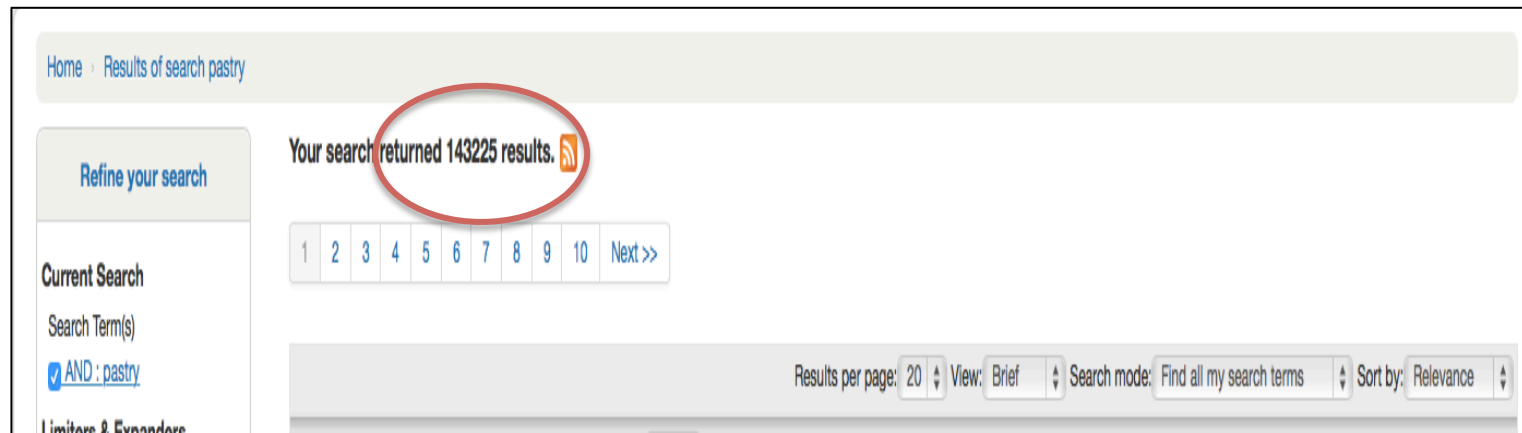
EDS API Settings	Value	Instructions
User Name:	eds_koha	*Keep blank for IP access. User Name with permission to access the EDS API. This is in EBSCO Admin, Authentication tab.
Password:	*****	*Keep blank for IP access. Password with permissions to access the EDS API. This is in EBSCO Admin, Authentication tab.
Profile ID:	wsapi	*Required. Name of the EDS Profile in EBSCO Admin.
Customer ID:	c2836744	*Required. Value of the Customer site ID in EBSCO Admin.
Instance Path:	/home/koha/src/koha-tmpl/opac-tmpl/boo	*Required for prog themes only. Server Path where the instance files reside. This is generally located at the default directory specified; change at the end of the line to the name of your library if unsure.
Catalogue ID:	cat024215a	Required if your catalogue is harvested through OAI-PMH or uploaded through FTP in MARC format. This is available in EBSCO Admin, databases tab. This required value is in brackets next to the name of the catalogue. e.g. Sample Catalogue(cat02). Enter valid in the text field.
Catalogue AN prefix:	seg	Required if your catalogue is harvested through OAI-PMH or uploaded through FTP in MARC format. You can get this from the URL of a detailed record or permalink in EDS e.g. http://ehs.edsoshost.com/eds/detail?AN=preval.530894. Enter preaval including period (dot) into the text field.
Cookie Expiry:	Enter Cookie Expiry	in minutes. Enter a space if you do not want cookies to expire.
IP Addresses:	77.59.247.50,77.59.248.2	Authenticate into EDS using local IP by entering valid IPs separated by comma(,) e.g. 127.0.0.1,127.0.0.2. To Enter a range; use the example format 100.0.0.0 - 200.79.255.255 (Get Local IP)
Default Search Engine:	EDS <input checked="" type="checkbox"/>	Select the default search engine mode for users who visit the library catalogue for the first time.
EDS Switch Text:	Switch to Discovery	Configurable text to display in the search dropdown menu to switch to EDS search.
Koha Switch Text:	Switch to Catalogue	Configurable text to display in the search dropdown menu to switch to Koha search.
EDS Select Text:	Discovery	Configurable text to display in the search dropdown menu when a user selects EDS.
EDS Select Info:	<h3>Search EDS</h3>Select a known li	Configurable text to display when a user selects EDS from the dropdown menu.
Koha Select Info:	<h3>Search Koha</h3>Select a known li	Configurable text to display when a user selects Koha from the dropdown menu.
Default Parameters:	-	Enter default parameters and search conditions EDS should include by default. e.g. to add the english language as default enter {facetfilter=L1=Language:english. NOTE: Ensure to enter the pipe character ( ) before any parameters. Refer to the EDS API documentation on the EDSWiki for more parameters.

- One portal for collection and user account management
- Searches can be saved via EDS or KOHA
- Users can move between 'catalogue' and 'discovery'



The screenshot displays the EDS Custom Catalog Questionnaire interface. On the left, there are filters for 'Source Type' and 'Subject'. The 'Source Type' filter includes options like Magazines (48854), Academic Journals (20957), Reviews (6629), News (5968), Books (4021), Reports (3886), Conference Materials (1631), Biographies (297), and Primary Source Documents (86). The 'Subject' filter includes options like confectionery (10798), baked products (9975), cake (9027), restaurants (7942), baking industry (6774), cooking (6616), food industry (5610), pies (5554), food service (4555), and bakeries (3932). The main content area shows search results for 'Pastry'. The first result is 'Pastry / Richard Bertinet.' by Bertinet, Richard, published by Ebury in 2012. The second result is 'Pastry : savoury and sweet / Michel Roux ; photography by Martin Brigdale.' by Roux, Michel, published by Quadrille in 2008. The third result is 'Puff pastry with low saturated fat contents: The role of fat and dough physical interactions in the development of a layered structure' by Renzetti, Stefano et al., published in the Journal of Food Engineering in 2016. The fourth result is 'H-Pastry: An inter-domain topology aware overlay for the support of name-resolution services in the future Internet' by Fotiou, Nikos et al., published in Computer Communications in 2015.

- Students struggle with the number of resources available
- .csv imports restrict limiting by Provider
- User education has become even more essential



- EDS has increased usage of e-resources at all levels
- Important to have one access point for users
- Complexity and coverage increases user education needs
- Essential to consider the resources you add to your EDS
- EDS has instigated migration of other SEG schools to KOHA
- Integration with EDS is essential for new services

[lpeel@swisseducation.com](mailto:lpeel@swisseducation.com)

@lisajpeel